

WHO LIVES IN APARTMENTS?

Residents

15% of the population live in apartments

1,124,464
apartment residents

7,564,945
all NSW residents

Households

22% of households live in apartments

598,105
apartment households

2,774,854
all NSW households

Country of birth

Less than half of all apartment residents are born in Australia

Australia 40% India 5%
China 8% Other 47%



Language spoken

Most apartment residents speak a language other than English at home

English 45% Cantonese 3%
Mandarin 8% Other 44%



Residents



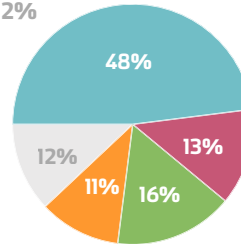
Households



Tenure

More apartment households rent than are owner-occupied

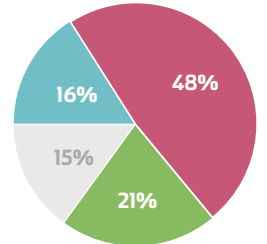
Rented 48%
Owned outright 13%
Owned with a mortgage 16%
Unoccupied 11%
Other 12%



Age

Almost half of all apartment residents are 20-39 years old

Under 20 - 16%
20-39 - 48%
40-59 - 21%
Over 60 - 15%



Household type - Many different types of households live in apartments

Lone person 31% | Couple - no children 25% | Couple - with children 17% | Group household 8% | Single parent 7% | Other 12%



2016 Census data. Residents and households in occupied private flats, units and apartments, the majority of which are owned under strata title. Because other property types, including townhouses and villas, can be owned under strata title, **these figures are conservative and the actual number of people living in strata properties will be greater.** Tenure figure includes unoccupied dwellings. Further details available in the supporting report.

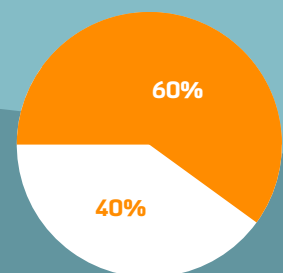
NUMBER OF STRATA SCHEMES & LOTS*



83,998
Total number of schemes



961,544
Total number of lots



60% 40%
Schemes registered before 2000 | Schemes registered since 2000

* Data from © NSW Land Registry Services up to February 2020, including both residential and/or mixed use strata and community schemes as well as non-residential schemes.

ECONOMIC BENEFITS OF STRATA

Direct employment



Full-time
strata managers
1,413

Estimate based on data provided by strata management companies who represent 16% of the market in NSW



Other
employees
1,317

Estimate based on data provided by strata management companies who represent 16% of the market in NSW

Callout jobs



Plumbing



Electrical



Gardening

3 most common callout jobs

Based on data provided by strata management companies who represent 12% of the market in NSW



588,535

Total number of callout jobs in 2019

Estimate based on data provided by strata management companies who represent 10% of the market in NSW



Total value of callout jobs in 2019



Insufficient data available

Professional services



Engineer



Valuer



Lawyer

3 most common professional services

Based on data provided by strata management companies who represent 12% of the market in NSW



Number and value of professional services engaged in 2019



Insufficient data available

PROPERTY VALUE

Total insured value of schemes

Estimate based on data provided by strata insurers who insure 53% of all strata and community lots in NSW



\$404,358,229,265

ACKNOWLEDGEMENTS

This project was undertaken by City Futures Research Centre, and funded by Strata Community Association. The authors would like to acknowledge Dr Laurence Troy at University of Sydney, Dr Nicole Johnston at Deakin University and A/Professor Sacha Reid at Griffith University for their collaboration; New South Wales Land Registry Services, Land Victoria, QLD Titles Registry, Western Australian Land Information Authority, Land Services SA, the Australian Capital Territory Office of the Surveyor-General and Land Information, Land Tasmania, Northern Territory Land Information Systems, and Land Information NZ for providing the land titles data; ABS Tablebuilder and the customised data team at Stats NZ for Census data; and the strata management and insurance companies that provided data about their businesses.

For more details on this and other strata-related research projects, visit the City Futures project page at cityfutures.be.unsw.edu.au/research/projects/2020-australasian-strata-insights/ or contact A/Professor Hazel Easthope, UNSW Sydney, hazel.easthope@unsw.edu.au

LICENSING

This work is licensed under a Creative Commons Attribution NonCommercial 4.0 licence. You may distribute, remix and build upon the work for non-commercial purposes only, as long as you credit City Futures Research Centre.

For more information visit creativecommons.org/licenses/by-nc/4.0

Published in June 2020 by City Futures Research Centre. Design by Tanja Edwards at Luova.

